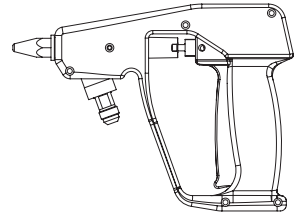
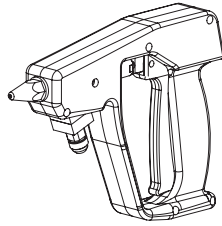
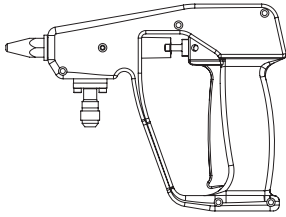
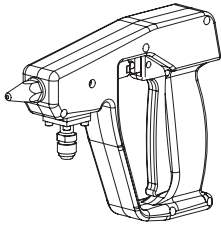


400 Series Hand Guns

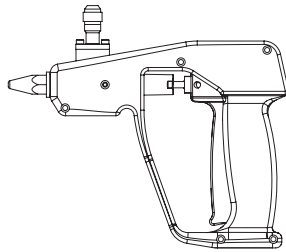
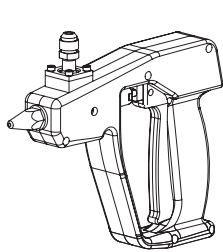


360 Plus Ball Swivel

Description	PN#
Standard Hose Entry with 360 Plus ball Swivel, RTD, 120 Volts	DG-403-RS
Standard Hose Entry with 360 Plus ball Swivel, RTD, 220 Volts	XP-403-RS

360 Linear Swivel

Description	PN#
Standard Hose Entry with 360 Linear Swivel, RTD, 120 Volts	DG-401-RS
Standard Hose Entry with 360 Linear Swivel, RTD, 220 Volts	XP-401-RS

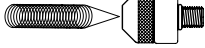


360 Plus Ball Swivel

Description	PN#
Top Hose Entry with 360 Plus Ball Swivel, RTD, 120 Volts	DG-403-RT
Top Hose Entry with 360 Plus Ball Swivel, RTD, 220 Volts	XP-403-RT

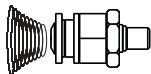
Note: Nozzles must be ordered separately

Spray



Orifice	Part No.	Description
.040	915-010	Narrow Spray Pattern
.060	915-011	
.040	915-013	Standard Spray Pattern
.060	915-012	
.040	915-015	Wide Spray Pattern
.060	915-014	

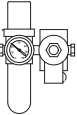
Vortex



Orifice	Part No.	Description
.060	915-150	Standard Orifice Spray
.090	915-159	Wide Orifice Spray

Orifice	Part No.	Description
.020	156-240	Fine Point, Reduced Cavity
.030	156-242	
.040	156-244	
.050	156-018	Blunt Nose
.090	156-022	
.050	156-080	Taper Extended, 2"
.030	156-031	Hypodermic Extended, 2"
.050	156-033	
.050	156-043	Extended Blunt Nose, 2"
.090	156-047	
.090	156-048	Extended Long Blunt Nose, 3"
.090	156-060	Special Nozzle Adapter
1/2"	915-030	Narrow Slot Nozzle
3/4"	915-032	
1"	915-034	
1-1/2"	915-038	Wide Slot Nozzle
1-3/4"	915-040	
2"	915-042	

*Note: Add for Handgun Spraying

	Description	PN#
	Spray Pattern Controller 120 Volts	922-050
	Spray Pattern Controller 220 Volts	XP-922-050