



Remote Motor Run / Interface Cable

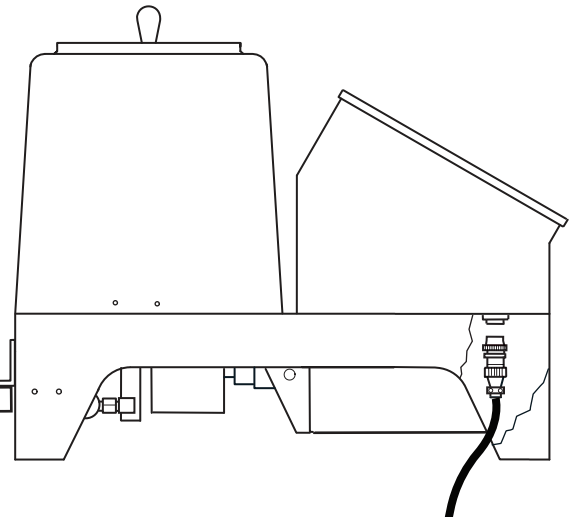
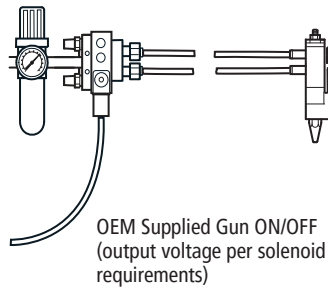
922-040, 120 VAC, XP-922-040, 220 VAC

System ReadyCable

922-121, 120 VAC, XP-922-221, 220 VAC

Automatic gun applications

Dry Factory Air
80-100 psi



OEM Supplied
Motor ON/OFF
(Contact Closure)

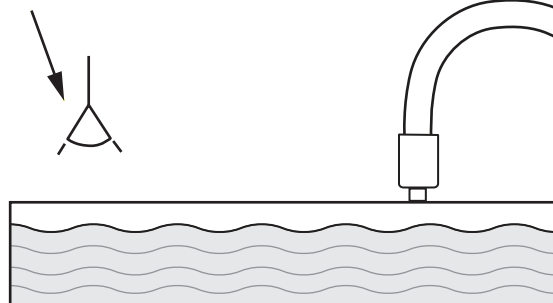
Example

Just prior to firing the gun, the motor is activated to pre-pressurize the lines.

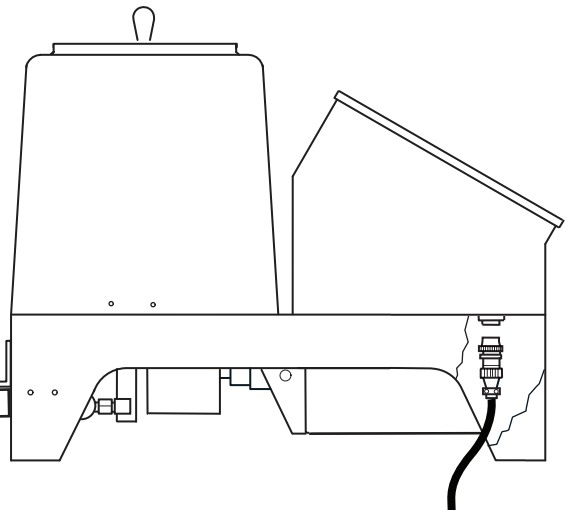
After the gun has completed its pattern, both the gun and the motor are turned off simultaneously.

Automatic or Manual applications (using hose only)

Level Sensor



Hot Melt Bath



OEM Supplied
Motor ON/OFF
(Contact Closure)

Example

When the hot melt bath drops below the required level, the motor is activated to pump material into the bath.

When the bath has reached the appropriate level, the motor is turned off and the system stops filling.

